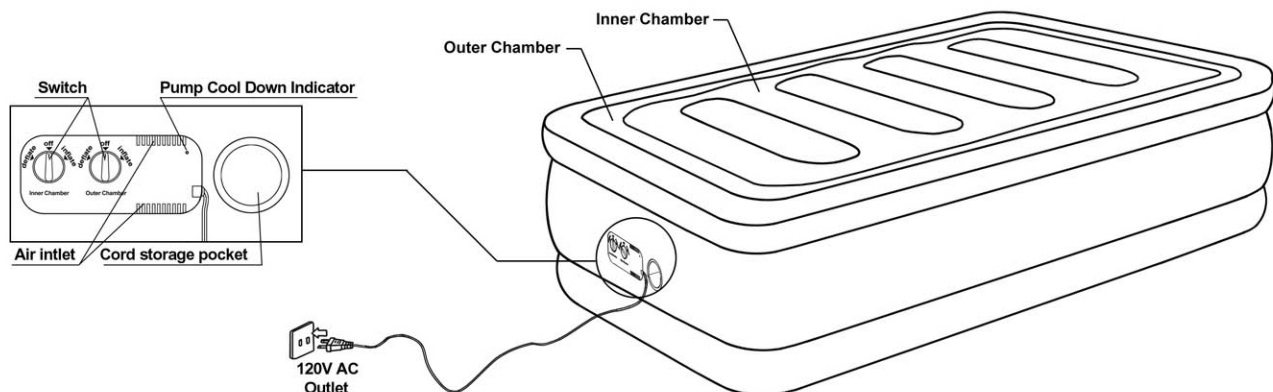


insta-bed™ raised bed

With Built-in 120v AC Pump

U.S. Patent Issued
Multiple Patents Pending

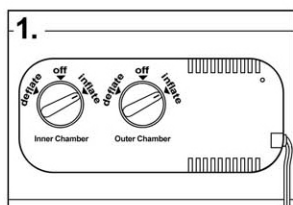
Item: 822547



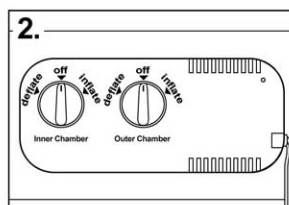
For better protection of this product, never unfold or inflate the airbed in temperatures below freezing, avoid extensive exposure to the sun and protect from contact with sharp objects and rough ground. Make sure to handle the pump with care. Avoid pounding and jumping to prevent damage to the airbed material.

Inflating and Deflating Instructions (Before inflating, Plug into AC Power outlet.)

Inflate:

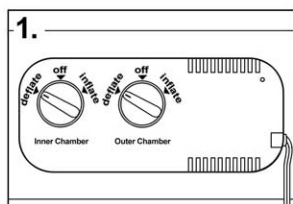


Turn both the Outer Chamber and Inner Chamber Control Dials clockwise to the "Inflate" position to inflate the 2 Chambers.

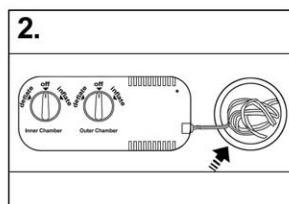


Turn both the Control Dials counter-clockwise to the "Off" position upon reaching desired firmness. Make sure the switches align with the "Off" arrow. Airbed is now ready for use.

Deflate:



Turn both the Inner Chamber and Outer Chamber Control Dials counter-clockwise to the "Deflate" position for complete deflation. Turn both Control Dials clockwise to the "Off" position.



Once mattress is completely deflated, turn both Control Dials clockwise to the "Off" position, and place cord in the "cord storage pocket".